


SERIES 47C
Sub-Miniature Rocker Switches

FEATURES

- Save Space and Weight
- SPDT and DPDT Circuitry
- Choice of Actuators and Terminations
- UL Recognized

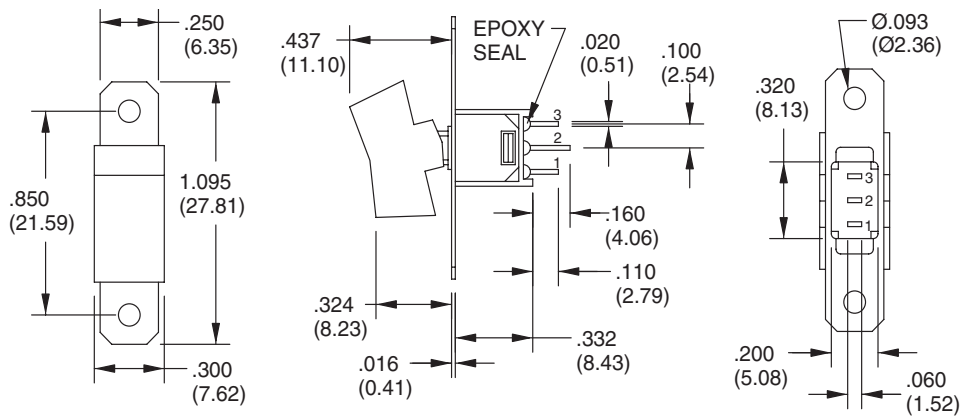
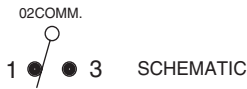


MODELS In inches (and millimeters)

SPDT

MODEL NO.	SWITCH POSITION		
MSP1	ON	NONE	ON
MSP2	ON	NONE	(ON)
MSP3	ON	OFF	ON
MSP4	(ON)	OFF	(ON)
MSP5	ON	OFF	(ON)
TERM. COMM.	2-3	OPEN	2-1

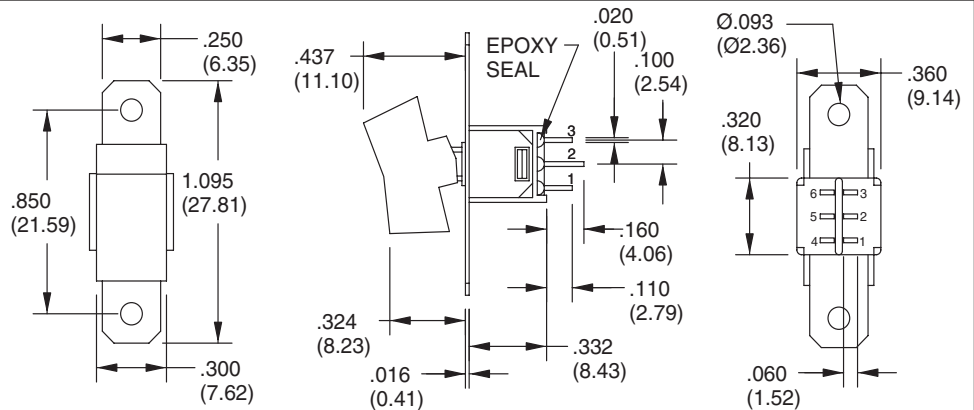
()=MOMENTARY



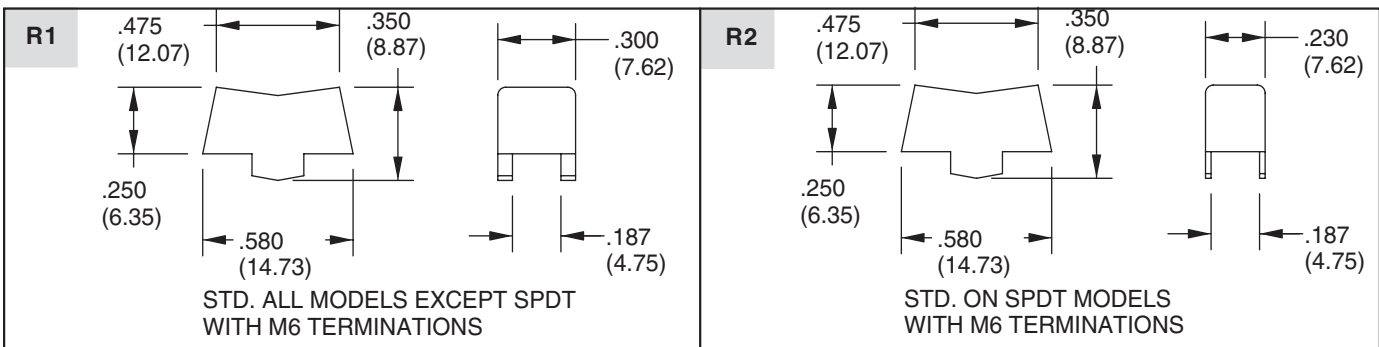
DPDT

MODEL NO.	SWITCH POSITION		
MDP1	ON	NONE	ON
MDP2	ON	NONE	(ON)
MDP3	ON	OFF	ON
MDP4	(ON)	OFF	(ON)
MDP5	ON	OFF	(ON)
TERM. COMM.	2-3,5-6	OPEN	2-1,5-4

()=MOMENTARY

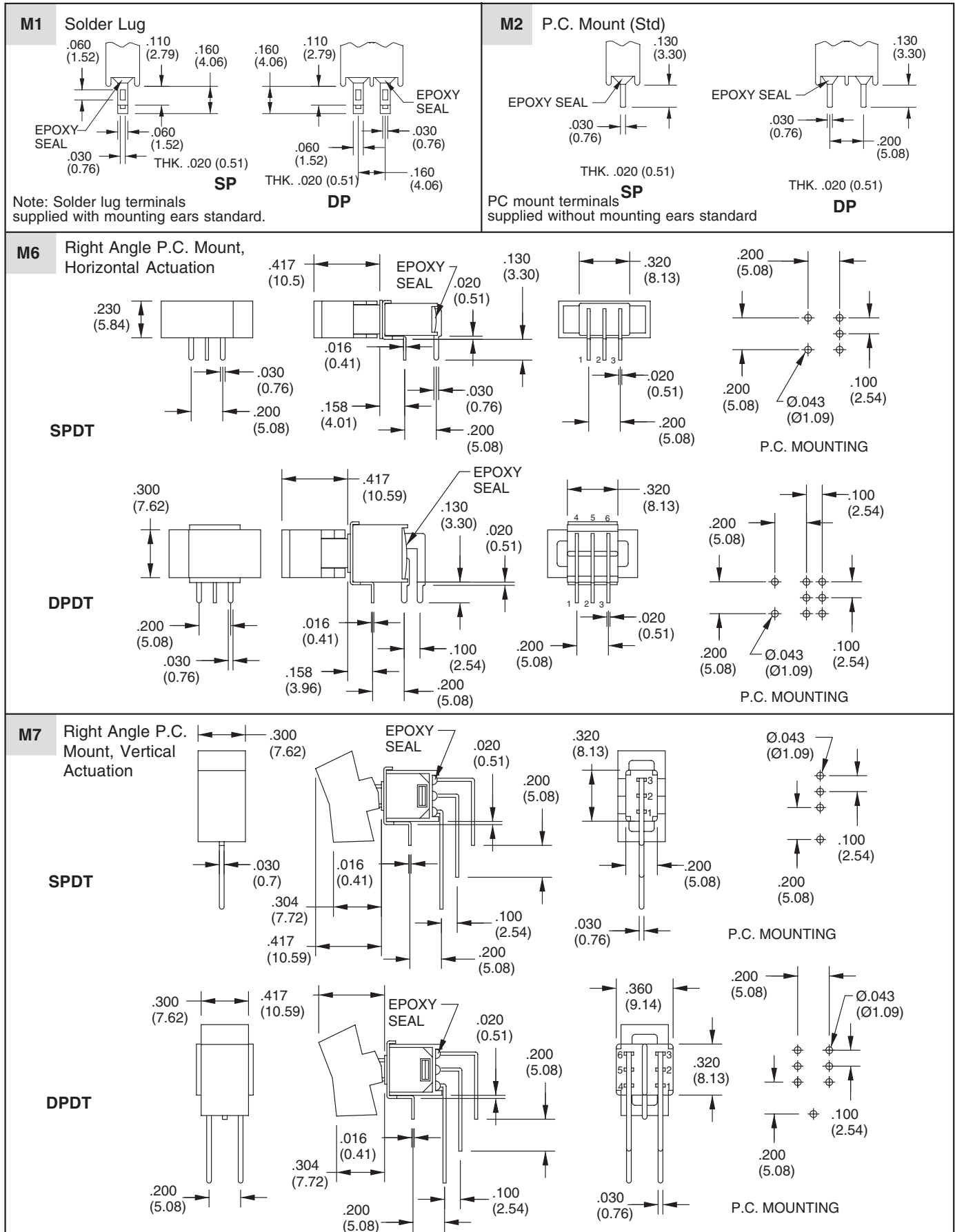


ACTUATOR OPTIONS In inches (and millimeters)

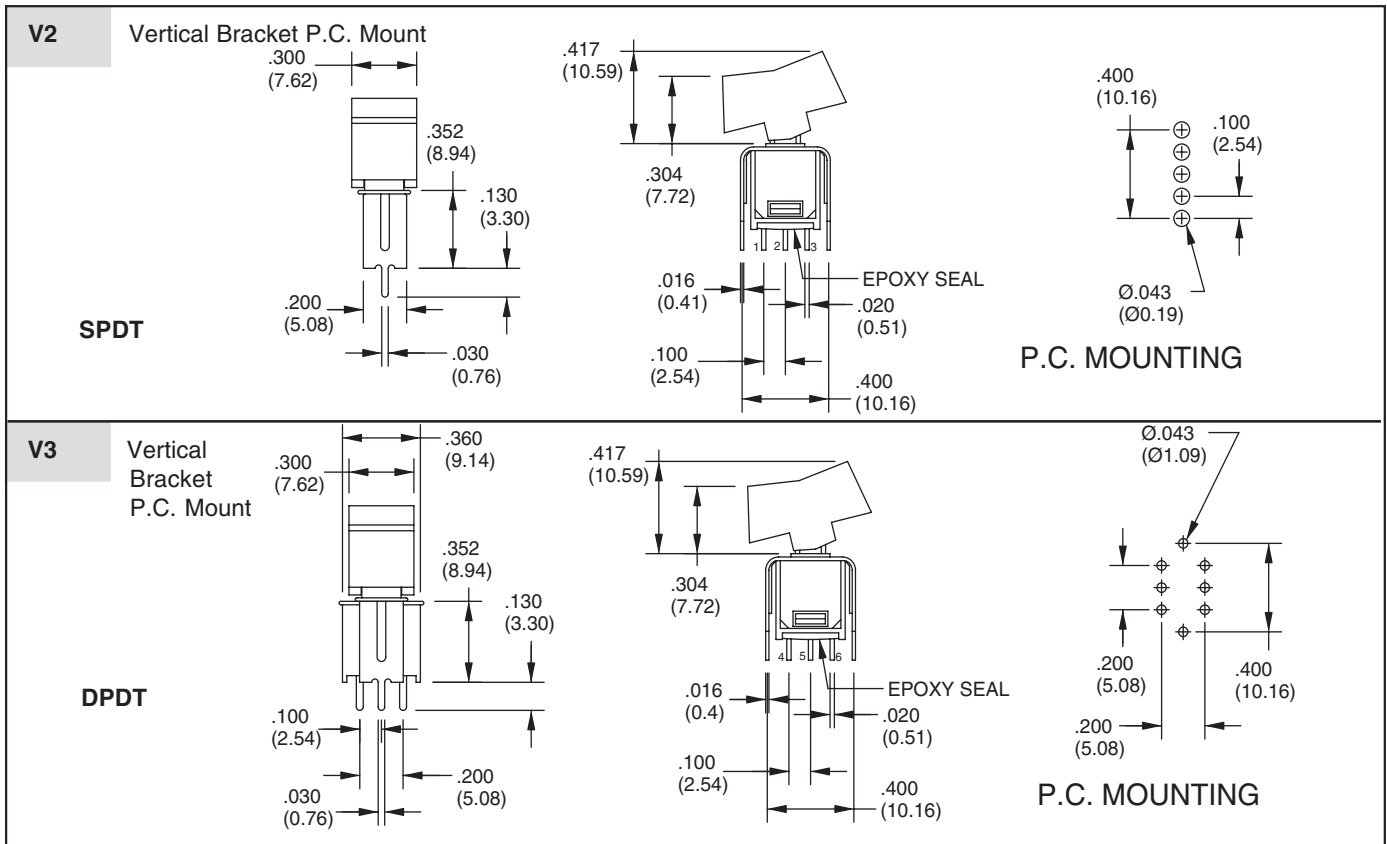


Rocker and Paddle Switches

TERMINATION OPTIONS In inches (and millimeters)



TERMINATION OPTIONS In inches (and millimeters)



SPECIFICATIONS

RATINGS

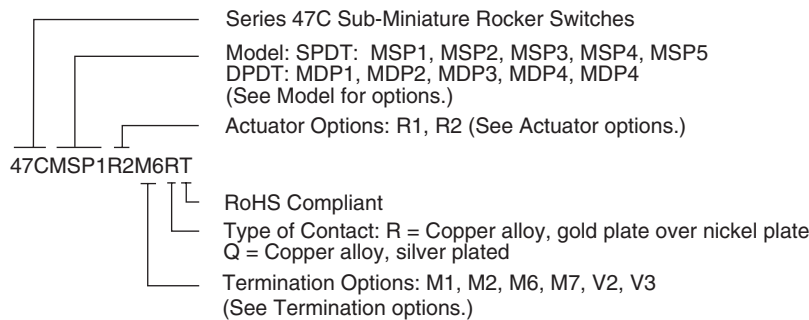
Contact Rating: Q option - 3A with resistive load @ 125 VAC or 28 VDC; 1.5A with resistive load @ 250 VAC. R option - 0.4 VA max @ 20 Vmax (AC or DC)
Electrical Life: 30,000 make-and-break cycles at full load

Contact Resistance: 20 milliohms max. initial @ 2-4 VDC, 100 mA
Insulation Resistance: 1,000 megaohms minimum
Dielectric Strength: 1,000 V RMS @ sea level
Operating Temperature: -30°C to 85°C
UL Recognition: File number is E35289

MATERIALS

Case: Diallyl phthalate (DAP) (UL94V-0)
Rocker: Nylon
Bushing: Brass, nickel plated
Housing: Stainless steel
Switch Support: Brass, electrotin plated
Terminal/Contacts: Copper alloy with silver or gold plating
Terminal Seal: Epoxy

ORDERING INFORMATION



Available from your local Grayhill Component Distributor. For prices and discounts, contact a local Sales Office, an authorized local Distributor or Grayhill.

Rocker and Paddle Switches