


SERIES 39 SPST, 150 mA

FEATURES

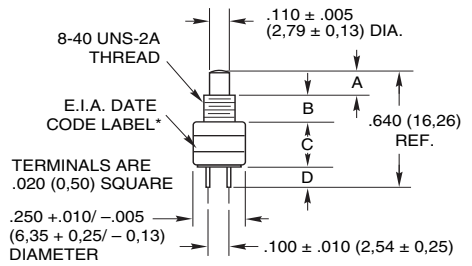
- 1/4" Diameter
- Up to 1,000,000 Cycles of Operation
- PC Mount



DIMENSIONS in Inches (and millimeters)

SPST–Normally Open, without Nut

39-405*



*Label increases nominal diameter to .255 (6,48)

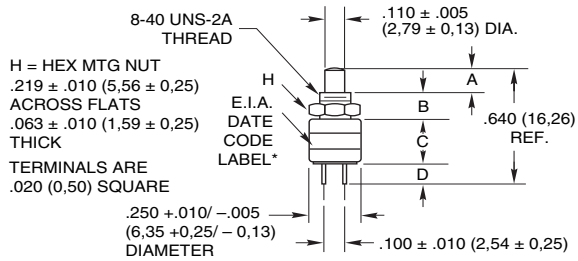
A = .175 + .025/-.020 (4,45 + 0,64/-0,51)
 B = .125 ± .010 (3,18 ± 0,25)
 C = .215 ± .015 (5,46 ± 0,38)
 D = .125 ± .010 (3,18 ± 0,25)

Rating at 28 Vdc Resistive	Operations at Rated Load	*Complete Part Number	Button Color
150 mA	1,000,000	39-405 RED 39-405 BLK	Red Black

Action	Total Travel	Actuating Force (oz.)
Momentary	.035 ± .015 (0,89 ± 0,38)	4 + 4 - 2

SPST–Normally Open, with Nut

39-401*



*Label increases nominal diameter to .255 (6,48)

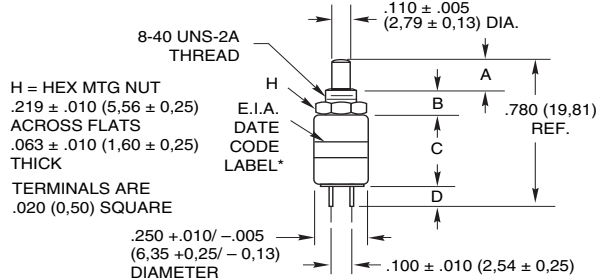
A = .175 + .025/-.020 (4,45 + 0,64/-0,51)
 B = .125 ± .010 (3,18 ± 0,25)
 C = .215 ± .015 (5,46 ± 0,38)
 D = .125 ± .010 (3,18 ± 0,25)

Rating at 28 Vdc Resistive	Operations at Rated Load	*Complete Part Number	Button Color
150 mA	1,000,000	39-401 RED 39-401 BLK	Red Black

Action	Total Travel	Actuating Force (oz.)
Momentary	.035 ± .015 (0,89 ± 0,38)	4 + 4 - 2

SPST–Normally Open, with Overtravel

39-424*



*Label increases nominal diameter to .255 (6,48)

A = .175 + .025/-.020 (4,45 + 0,64/-0,51)
 B = .125 ± .010 (3,18 ± 0,25)
 C = .355 ± .015 (9,02 ± 0,38)
 D = .125 ± .010 (3,18 ± 0,25)

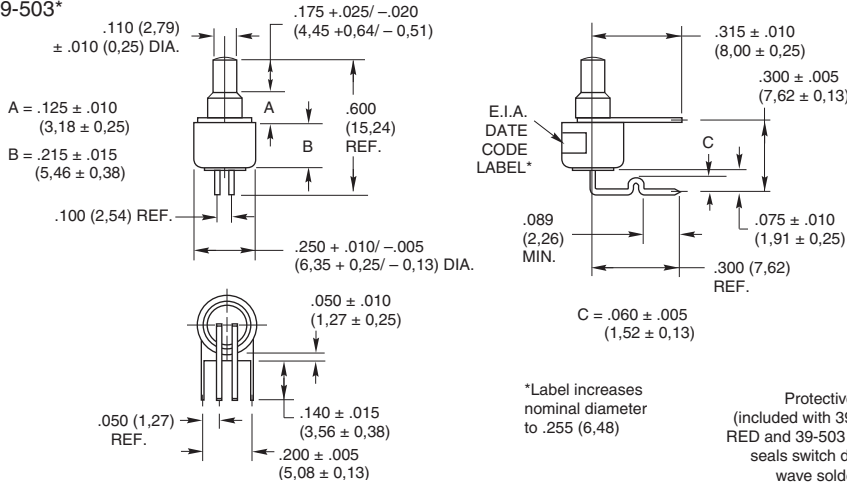
Rating at 28 Vdc Resistive	Operations at Rated Load	*Complete Part Number	Button Color
150 mA	100,000	39-424 RED 39-424 BLK	Red Black

Action	Total Travel	Over Travel	Actuating Force (oz.)
Momentary	.130 ± .025 (3,30 ± 0,64)	.015 (0,38) Min.	5 ± 3

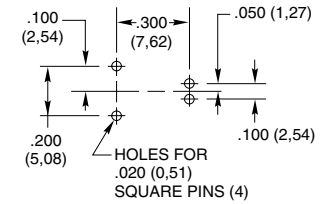
DIMENSIONS in Inches (and millimeters)

Right Angle, SPST–Normally Open

39-501*
39-503*



Mounting Footprint

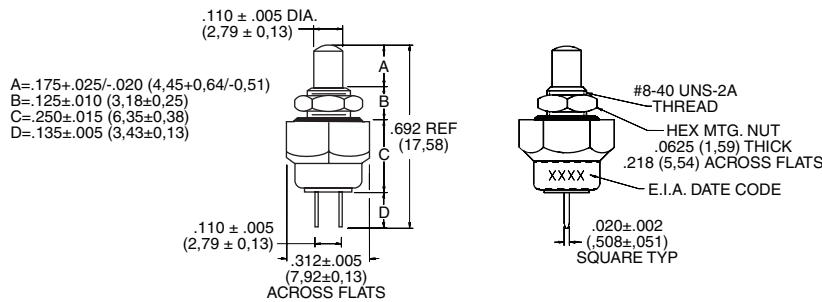


Rating at 28 Vdc Resistive	Operations at Rated Load	*Complete Part Number	Button Color
150 mA	1,000,000	39-501 RED 39-501 BLK 39-503 RED 39-503 BLK	Red Black Red Black

Action	Total Travel	Actuating Force (oz.)
Momentary	.035 ± .015 (0,89 ± 0,38)	4 + 4 - 2

SPST–Normally Open, with Panel and Button Seal

39-138*



Rating at 115 Vac Resistive	Operations at Rated Load	*Complete Part Number	Button Color
½ Amp	250,000	39-138 RED 39-138 BLK	Red Black

Action	Total Travel	Actuating Force (oz.)
Momentary	.035 ± .015 (0,89 ± 0,38)	16 ± 8

SPECIFICATIONS

Rating Criteria

- Contact Resistance:** 25 milliohms maximum on a new switch
- Voltage Breakdown:** 1,000 Vac between mutually insulated parts
- Insulation Resistance:** 1,000 megohms minimum
- Operating Temperature:** -40°C to +85°C

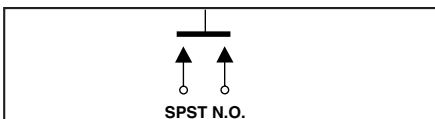
Materials and Finishes

- Bushing/Housing:** Aluminum, clear anodized for 39-138; Brass, tin zinc for all others
- Standoff:** (39-501 and 39-503) Brass, tin plated over nickel
- Base and Button:** Thermoplastic
- Shorting Bar:** Brass, gold-plated over nickel plate for 39-501 and 39-503; fine silver, gold-plated for others
- Terminals:** Fine silver, gold-plated for 39-138; Brass, gold-plated over nickel for all others
- Spring:** Tinned music wire
- Mounting Nut:** (39-401 and 39-424) Brass, zinc trivalent chromate-plated

ORDERING INFORMATION

Part No.	Type & Button Color
39-401 RED	N.O., Red
39-401 BLK	N.O., Black
39-405 RED	N.O., No Nut, Red
39-405 BLK	N.O., No Nut, Black
39-424 RED	N.O., Overtravel, Red
39-424 BLK	N.O., Overtravel, Black
39-501 RED	N.O., Right Angle, Red
39-501 BLK	N.O., Right Angle, Black
39-503 RED	39-501 Red & Cap Seal
39-503 BLK	39-501 Blk & Cap Seal
39-138 RED	39-351 PC Mount & Seal
39-138 BLK	39-351 PC Mount & Seal

CIRCUITRY



ACCESSORIES



Accessory Part Number	Description
30B1012-5	Red Accessory Cap
30B1012-8	White Accessory Cap
30B1012-9	Black Accessory Cap
SHH1699	Cap Seal Only, Black

Available from your local Grayhill Distributor. For prices and discounts, contact a local Sales Office, an authorized Distributor or Grayhill.